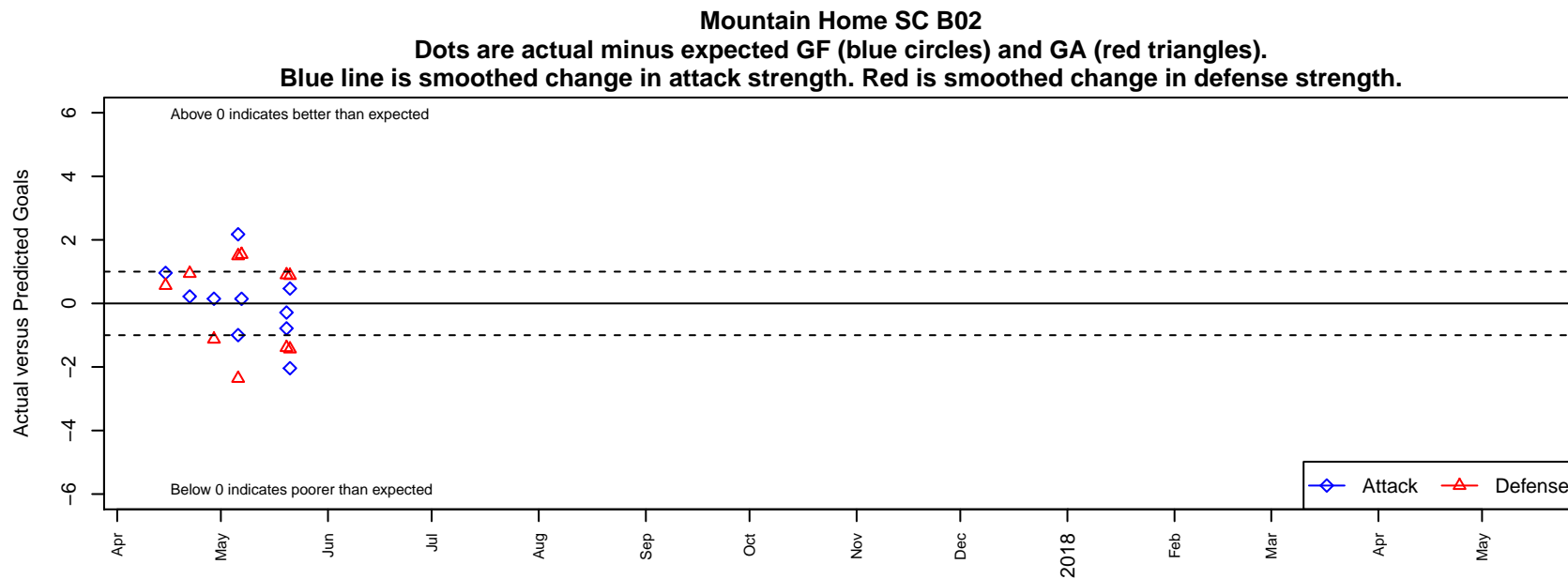


Mountain Home SC B02

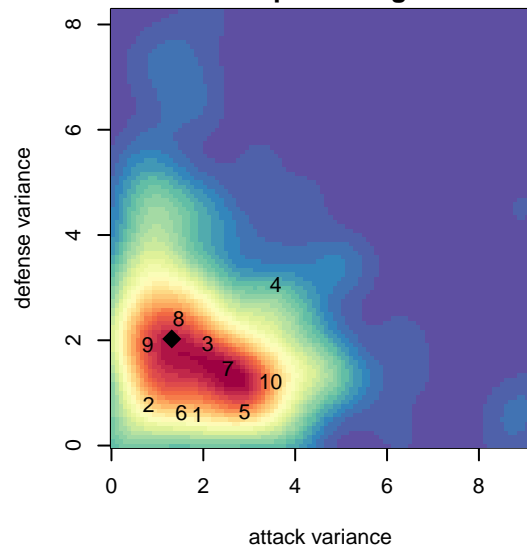
Mountain Home SC
Mountain Home, ID
B02 total strength=1153
attack=6.73 defense=1.72

alt names used:

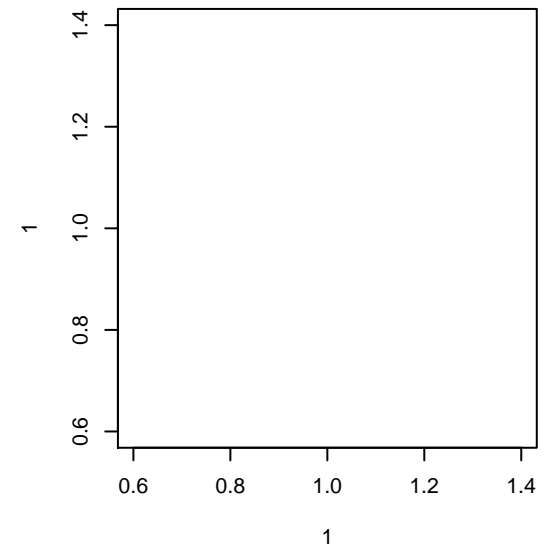
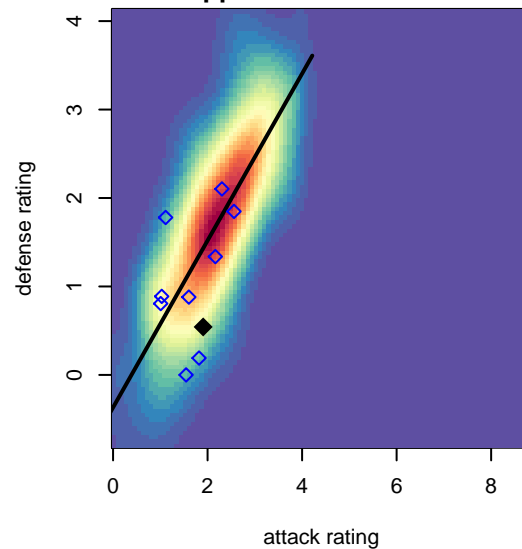
Venues played:
2016 Spr Idaho D3 U15/16 Division 2 South
2016 Canyon Rim Classic U15B U15
2016 ID Directors Cup U15B U15



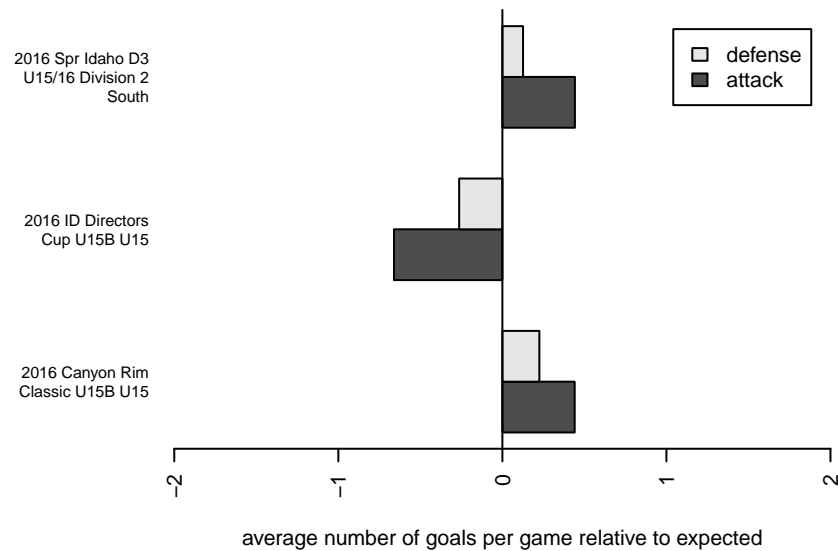
attack and defense variance (black dot)
relative to other teams
and top 10 in region



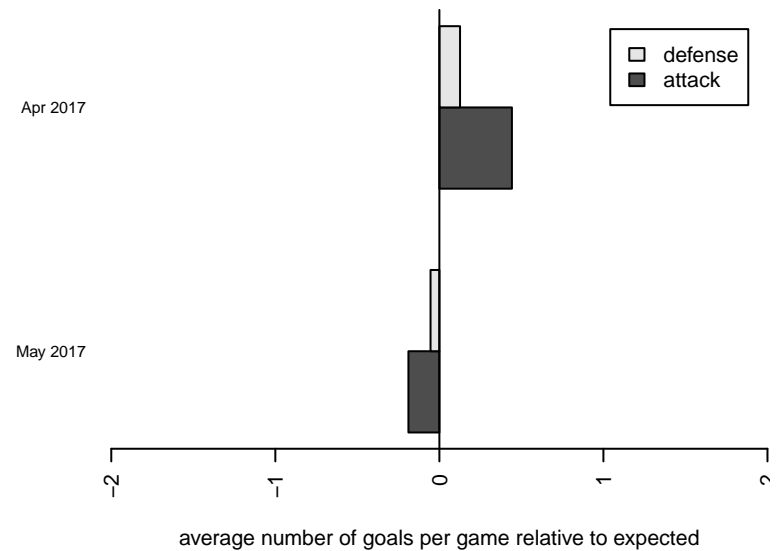
attack and defense rating
relative to others at age
and all opponents in last 13 months



Performance relative to 13 month average



Performance relative to 13 month average



date	home		away		venue	pred.home	pred.away
2017-05-21	Idaho Rush Nero B02	1	Mountain Home SC B02	2	2016 ID Directors Cup U15B U15	1.88	1.53
2017-05-21	Mountain Home SC B02	1	FC Boise B02	3	2016 ID Directors Cup U15B U15	3.04	1.56
2017-05-20	Sun Valley Blue B02	4	Mountain Home SC B02	1	2016 ID Directors Cup U15B U15	4.90	1.79
2017-05-20	Mountain Home SC B02	5	Sandpoint Strikers B02	5	2016 ID Directors Cup U15B U15	5.29	3.61
2017-05-07	BYSL Fusion B02	1	Mountain Home SC B02	7	2016 Canyon Rim Classic U15B U15	2.54	6.86
2017-05-06	Twin Falls Rapids B02	6	Mountain Home SC B02	0	2016 Canyon Rim Classic U15B U15	7.50	1.00
2017-05-06	PVSC United Warriors B02	4	Mountain Home SC B02	5	2016 Canyon Rim Classic U15B U15	1.64	2.82
2017-04-29	Sun Valley Blue B01	7	Mountain Home SC B02	1	2016 Spr Idaho D3 U15/16 Division 2 Sout	5.87	0.85
2017-04-22	Weiser B01	2	Mountain Home SC B02	3	2016 Spr Idaho D3 U15/16 Division 2 Sout	2.94	2.78
2017-04-15	Mountain Home SC B02	4	FC Boise B02	1	2016 Spr Idaho D3 U15/16 Division 2 Sout	3.04	1.56